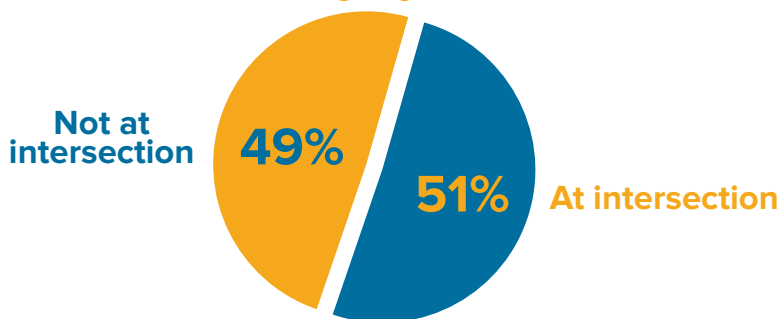


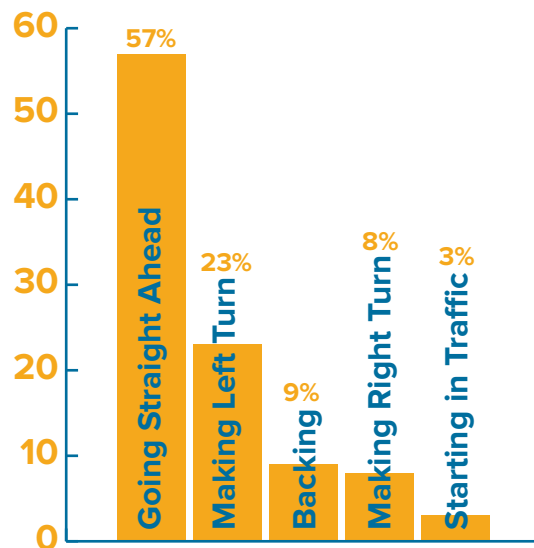
Pedestrian/Motor Vehicle Crashes Rockland County 2011-2015

Pedestrian Crashes						
	2011	2012	2013	2014	2015	Total
Fatal Crash	4	4	3	7	4	22
Injury Crash	124	125	145	135	143	672
Non-Injury Crash	13	7	8	10	12	50
Total	141	136	156	152	159	744

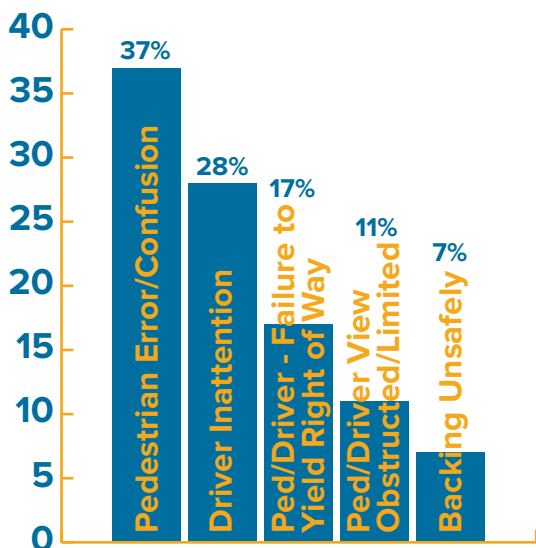
Crash Location Fatal & Injury Crashes



Top 5 Vehicle Actions Fatal and Injury Crashes



Top 5 Contributing Factors Fatal and Injury Crashes



Top 5 Pedestrian Actions Fatal and Injury Crashes

