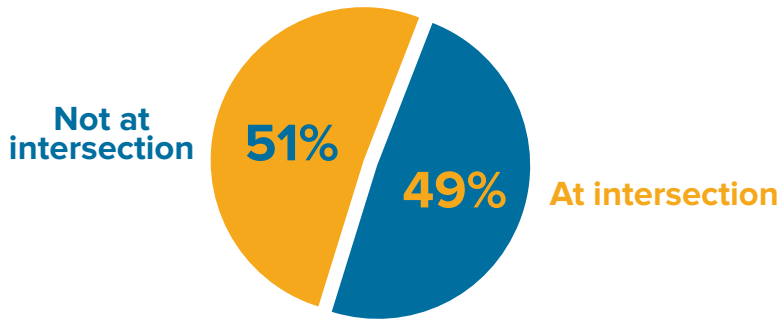


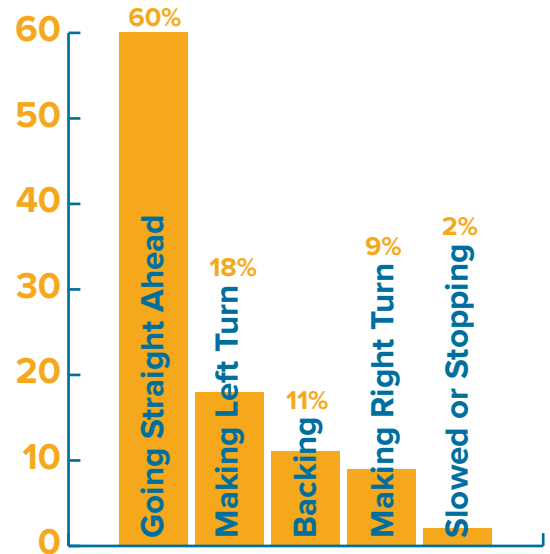
Pedestrian/Motor Vehicle Crashes Monroe County 2011-2015

Pedestrian Crashes						
	2011	2012	2013	2014	2015	Total
Fatal Crash	3	5	8	11	2	29
Injury Crash	280	280	247	267	279	1353
Non-Injury Crash	51	48	55	47	48	249
Total	334	333	310	325	329	1631

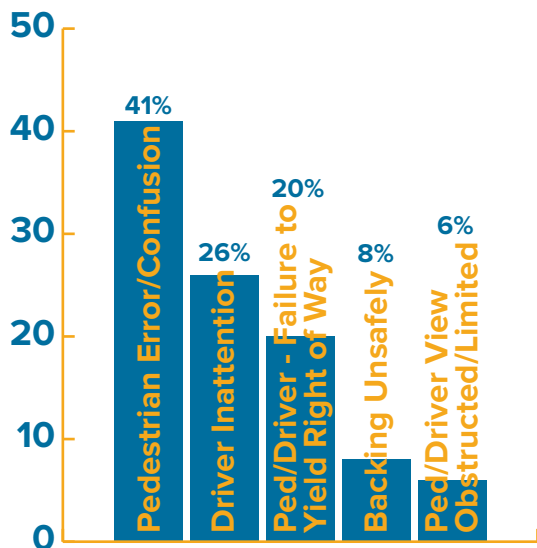
Crash Location Fatal & Injury Crashes



Top 5 Vehicle Actions Fatal and Injury Crashes



Top 5 Contributing Factors Fatal and Injury Crashes



Top 5 Pedestrian Actions Fatal and Injury Crashes

