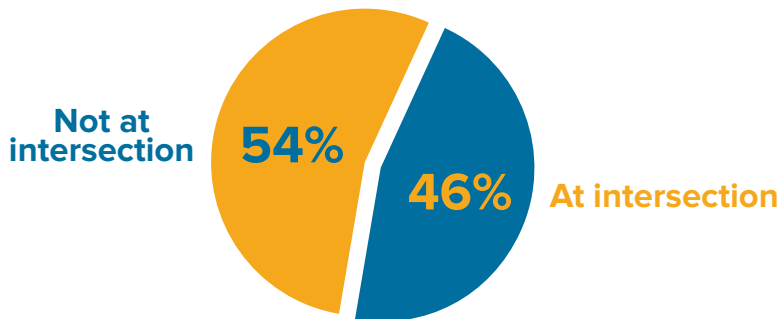


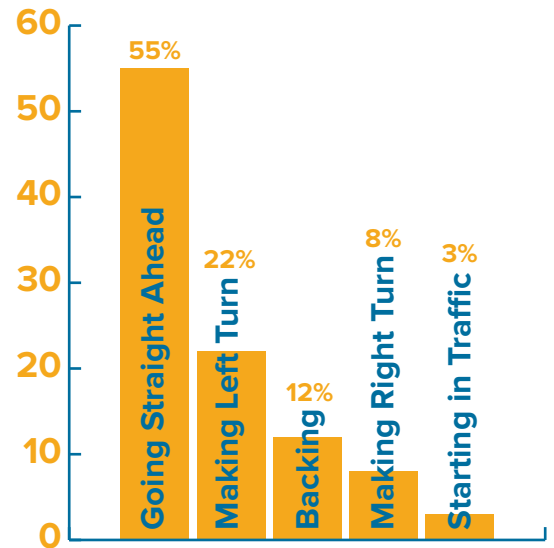
Pedestrian/Motor Vehicle Crashes Dutchess County 2011-2015

Pedestrian Crashes						
	2011	2012	2013	2014	2015	Total
Fatal Crash	0	1	3	2	7	13
Injury Crash	86	74	82	73	71	386
Non-Injury Crash	6	5	9	8	7	35
Total	92	80	94	83	85	434

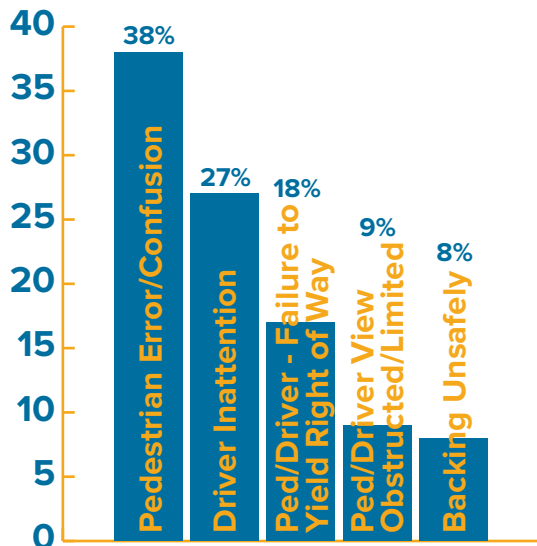
Crash Location Fatal & Injury Crashes



Top 5 Vehicle Actions Fatal and Injury Crashes



Top 5 Contributing Factors Fatal and Injury Crashes



Top 5 Pedestrian Actions Fatal and Injury Crashes

