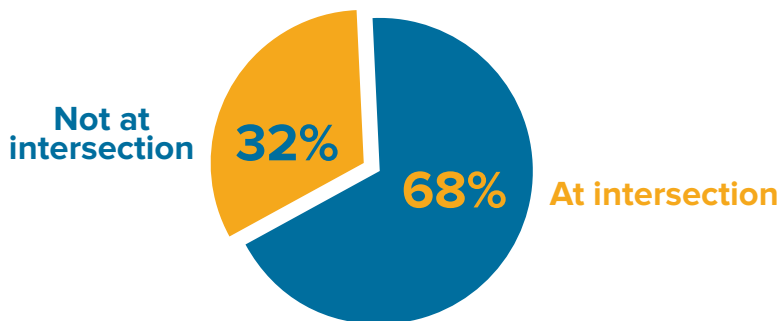


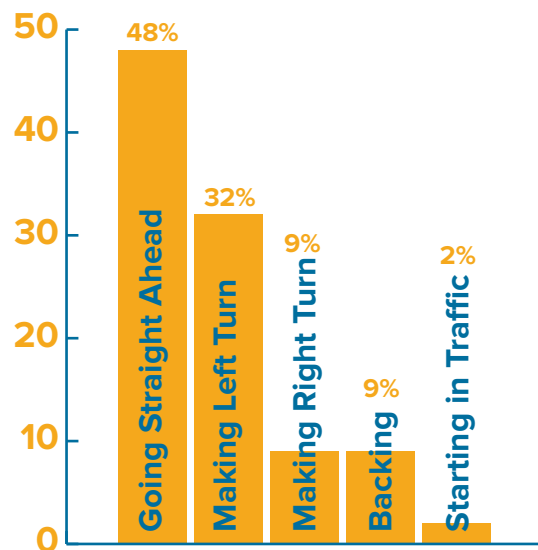
Pedestrian/Motor Vehicle Crashes Westchester County 2011-2015

Pedestrian Crashes						
	2011	2012	2013	2014	2015	Total
Fatal Crash	7	10	9	3	6	35
Injury Crash	468	455	475	467	484	2349
Non-Injury Crash	21	23	18	28	20	110
Total	496	488	502	498	510	2494

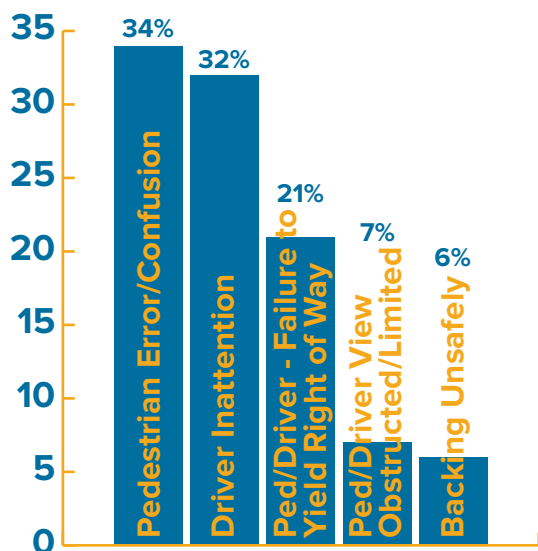
Crash Location Fatal & Injury Crashes



Top 5 Vehicle Actions Fatal and Injury Crashes



Top 5 Contributing Factors Fatal and Injury Crashes



Top 5 Pedestrian Actions Fatal and Injury Crashes

