

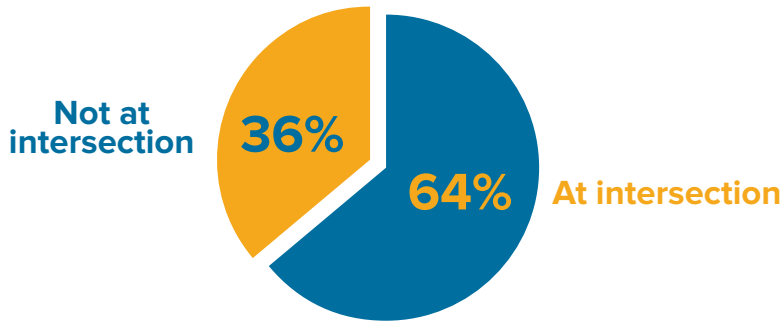
Pedestrian/Motor Vehicle Crashes

Erie County

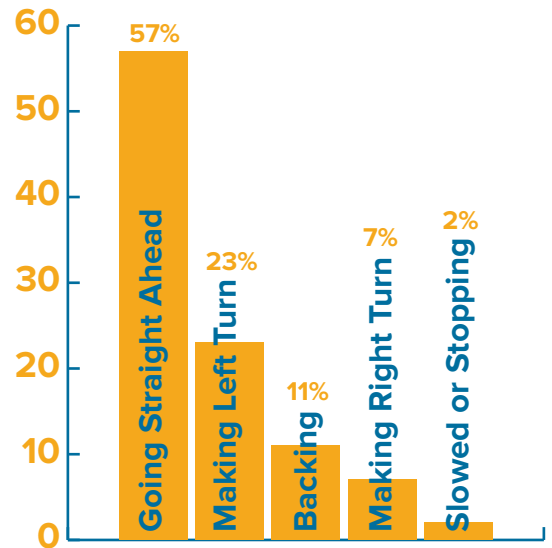
2011-2015

| Pedestrian Crashes | | | | | | |
|--------------------|------|------|------|------|------|-------|
| | 2011 | 2012 | 2013 | 2014 | 2015 | Total |
| Fatal Crash | 9 | 10 | 11 | 11 | 9 | 50 |
| Injury Crash | 425 | 406 | 382 | 394 | 370 | 1977 |
| Non-Injury Crash | 15 | 13 | 20 | 11 | 14 | 73 |
| Total | 449 | 429 | 413 | 416 | 393 | 2100 |

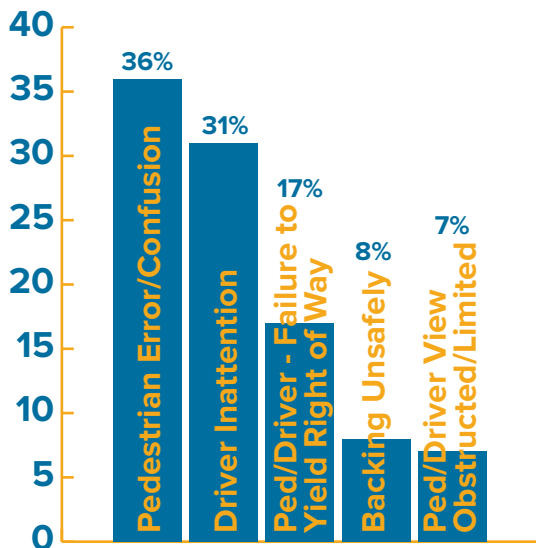
Crash Location Fatal & Injury Crashes



Top 5 Vehicle Actions Fatal and Injury Crashes



Top 5 Contributing Factors Fatal and Injury Crashes



Top 5 Pedestrian Actions Fatal and Injury Crashes

