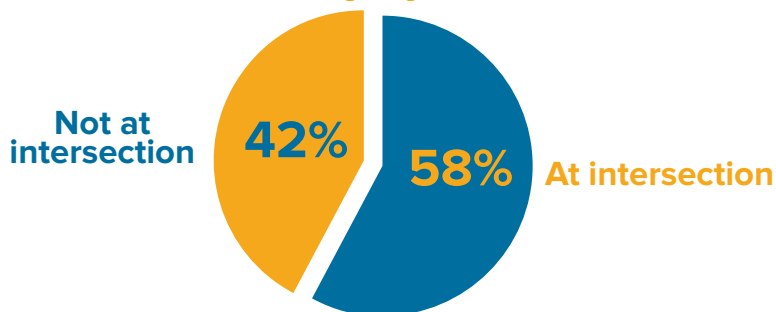


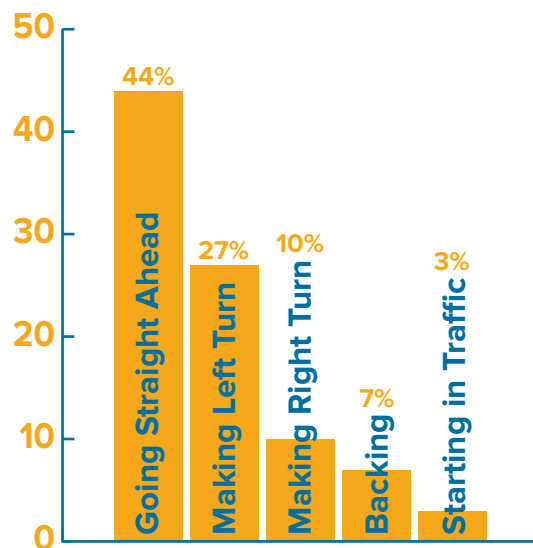
Pedestrian/Motor Vehicle Crashes Albany County 2011-2015

| Pedestrian Crashes | | | | | | |
|--------------------|------|------|------|------|------|-------|
| | 2011 | 2012 | 2013 | 2014 | 2015 | Total |
| Fatal Crash | 7 | 3 | 4 | 6 | 8 | 28 |
| Injury Crash | 192 | 182 | 180 | 182 | 155 | 891 |
| Non-Injury Crash | 21 | 20 | 14 | 20 | 16 | 91 |
| Total | 220 | 205 | 198 | 208 | 179 | 1010 |

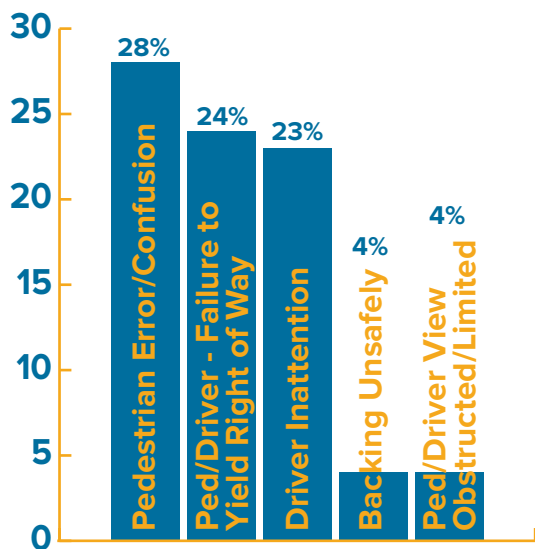
Crash Location Fatal & Injury Crashes



Top 5 Vehicle Actions Fatal and Injury Crashes



Top 5 Contributing Factors Fatal and Injury Crashes



Top 5 Pedestrian Actions Fatal and Injury Crashes

